


LHG LTE6 kit

Great solution for great distances

The LHG LTE6 kit is a device for very remote locations that are within cellular network coverage. Mount it outdoors, on a pole, mast or any tall structure, and connect even where cell phones fail. Due to its large sized high gain antenna, LHG LTE6 kit can connect to cell towers in extreme rural locations, giving you the ability to provide last mile internet access where nothing else is available.

The new LHG LTE6 kit features a CAT6 LTE modem, which enables carrier aggregation and allows the device to use multiple bands at the same time. A huge advantage when there are a lot of LTE users in the area. It provides better responsiveness in a crowded environment and higher efficiency for weaker signal situations in the countryside. We have seen Internet speed doubling in rural areas after switching to CAT6, so there is no need to wait for cable network expansions.



24 V 0.38 A
power adapter



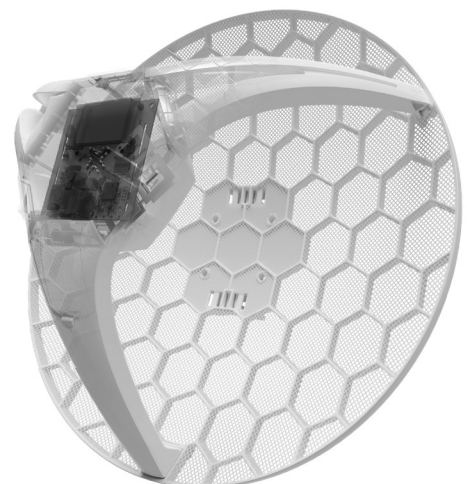
PoE injector



2x metal ring



K-LHG kit



The grid design ensures protection against wind, the antenna element is built into the wireless unit – no loss on cables. Choose LHG LTE6 kit and always be connected!

Specifications

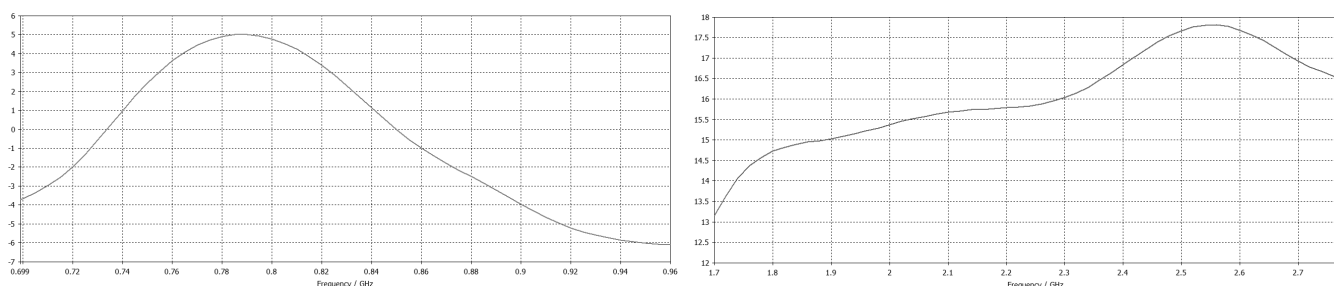
Product code	RBLHGR&R11e-LTE6
CPU	QCA9531 650 MHz
Size of RAM	64 MB
Storage	16 MB flash
LTE antenna gain	17 dBi
Antenna beam width	25°
LTE category	6 (300 Mbps downlink, 50 Mbps uplink)
3G category	R7 (21 Mbps downlinks, 5.76 Mbps uplink) R8 (42.2 Mbps downlink, 5.76 Mbps uplink)
2G category	Class12
Mini SIM slot	1
PoE in	Passive PoE, 802.3af/at
Supported input voltage	12 - 57 V
Dimensions	391 x 391 x 227 mm
Operating ambient temperature	-30°C .. +70°C
License level	3
Max power consumption	6 W

Supported bands

LHG LTE6 kit

LTE (FDD) bands	1(2100)/2(1900)/3(1800)/5(850)/7(2600)/8(900)/12(700)/17(700)/20(800)/25(1900)/26(850)
LTE (TDD) bands	38(2600)/39(1900)/40(2300)/41n(2500)
3G bands	1(2100)/2(1900)/5(850)/8(900)
2G bands	2(1900)/3(1800)/5(850)/8(900)

Antenna gain patterns



Supported 2xCA LTE bands

1+1/5/8/20	2+2/5/12/17	3+3/5/7/8/20	7+7/8/12/20	8+8
12+12	38+38	39+39/41	40+40	41+41

Antenna gain pattern